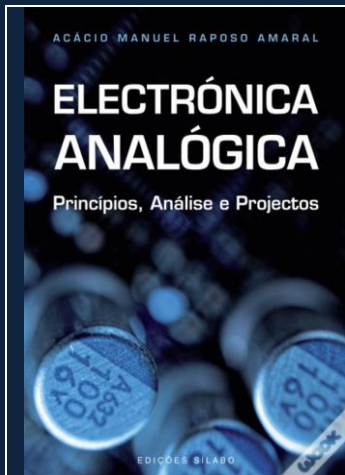




Logo abaixo do livro encontra-se o número de localização na Biblioteca. Para maiores informações e acesso ao SABI, clique na capa do livro.




ENG 621.38 A485e



ENG 519.2 C198m




ENG 553.8 A253




ENG 504.06 M141c




ENG 620.9 D451



ENG 519.2 E79



ENG 656 Q1



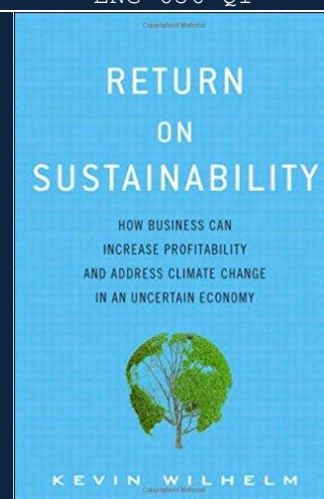
ENG 658.512 R434



ENG 504.06 I398



ENG 658.512 S587s



ENG 504.06 W678r



ENG 657.47 R696